

During the Parade

- ◆ **Do not allow members of your group to throw things (candy, gifts, etc.) to or at the crowd as this can cause a dangerous situation if children run in front of the entries to pick up the treats. You may walk along the parade route and hand the candy/gifts to the spectators. If your group throws things from your entry, you will be disqualified from the judging and banned from future parades.**
- ◆ Maintain a 50 foot interval between entries, even when stopped. The width of Texas Avenue is slightly more than 50' and can be used to estimate your distance.
- ◆ If you have any problems, get the attention of the parade officials (orange vests) or the police.
- ◆ Very loud music or noises will not be allowed during the parade or in the lineup area. The only music allowed to be played for the spectators is Christmas/Holiday music. The style of music, and the volume at which it is played, must be pleasant, tolerable, and acceptable for all listeners, especially children. Radio station floats, if playing amplified music, must play pre-recorded Christmas music, and NOT simply broadcast the current on-air programming. If your group does not follow this regulation **you will be disqualified from the judging and banned from future parades.**

Performances - New rules last year

- ◆ **We welcome and encourage a performance from your entry but your performance much NOT stop or hold up the moment of the parade.**
- ◆ **This means you must perform as your float or entry is moving along the parade route.**
- ◆ **As you approach the judges' reviewing stand start your performance approximately 50 feet before reaching the stand. Time your performance to continue as you travel in front of the reviewing stand.**

DO NOT STOP ANYWHERE ALONG THE PARADE ROUTE TO PERFORM.



Texas Avenue

University Drive

New Main

KAMU-TV and Judges/reviewing stand

Lineup Map Overview

-  Lineup Areas
-  Drop-off Parking Areas

Polo Road

PA 50 East

NOT A DROP OFF AREA THIS YEAR

PA 50 West

PA 51

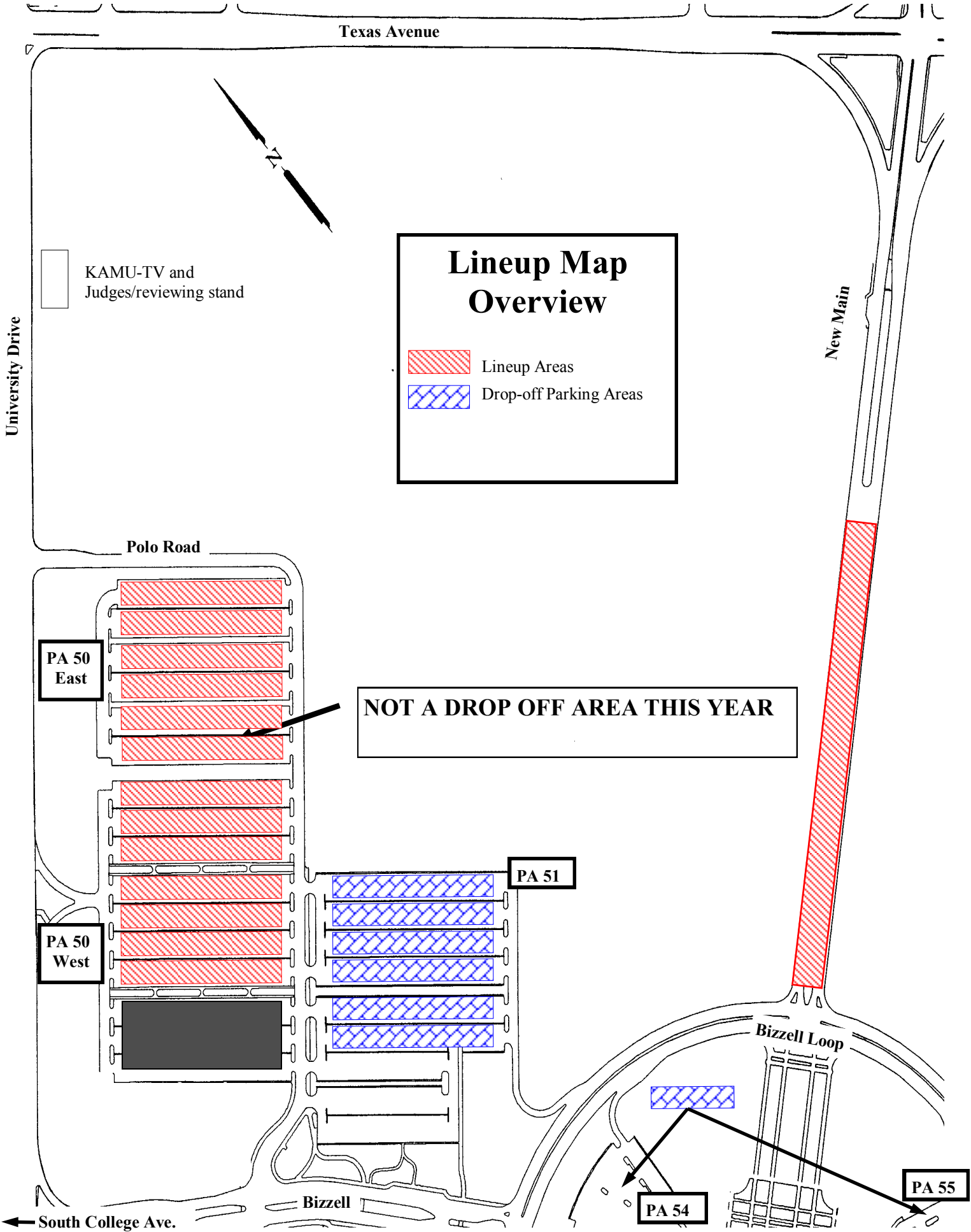
Bizzell Loop

Bizzell

South College Ave.

PA 54

PA 55



General Lineup Instructions

Parking Tags

Enclosed are the Parade Entry Parking Tags.

- ◆ Cut out on the dotted lines. These tags are designed to hang on the rear view mirror.
- ◆ ***Only those vehicles that have one of these tags displayed on the rear view mirror will be allowed into the lineup parking areas.***
- ◆ Use one of the tags for the actual vehicle that will be in the parade. Use the other tag for a second vehicle that is in the parade, for bringing in supplies, or for making numerous trips to bring in people.
- ◆ Car clubs, etc. have been issued enough tags to the maximum number of vehicles allowed for your entry.

General Regulations

- ◆ Review and be familiar with all Rules and Regulations (page 2).
- ◆ Refer to the Lineup Map Overview on page 4 for a complete view of the campus area.
- ◆ Refer to the Lineup Parking Directions, pages 6-7, to find your designated parking spot and how to get there. There are two lineup areas: PA50 and New Main Drive. This document contains maps and directions only of the area for your entry.
- ◆ Refer to the Drop-Off Directions, page 8, for information concerning all drop-off vehicles. These are vehicles that are NOT in the parade, but bring people that are in the parade (walking or riding on a float).
- ◆ ***Drop-off vehicles are not allowed into the lineup parking area. These vehicles must park in the designated drop-off parking areas, and then occupants must walk to the float parking spot.***
- ◆ With only a few exceptions, your float parking spot will be marked with a 6x6 inch numbered marker on the ground. Please do not drive over or otherwise damage the markers.
- ◆ **All entries (whether you choose to be judged or not) must be in place, decorated, and otherwise ready to roll by 1:00 p.m. This time deadline is absolute, regardless of the weather. If you arrive late you will lose your position in the parade. At the discretion of parade officials, your entry may be placed at the end of the parade, or not placed in the parade at all.**
- ◆ Loud music or noises will not be allowed during the lineup period. During the parade, the only music allowed to be played for the spectators is Christmas/Holiday music. The music must be pleasant and acceptable for all spectators, especially children. In the lineup areas, you may test your stereos, amplifiers, speakers, etc. but only for a few seconds. Music, sirens, etc. may be turned on ***ONLY*** when you are well east on University Drive, approaching the KAMU-TV platform and reviewing stand. If all members of your group do not follow this regulation **you will be disqualified from the judging and banned from future parades.**
- ◆ **WARNING: The lineup areas, especially in PA50, become very congested with vehicles, pedestrians (including many young children), trucks, tractors, and all types of parade units. DRIVERS MUST PAY ATTENTION AND CONCENTRATE AT ALL TIMES. PEDESTRIANS ALREADY IN A LINEUP SPOT MUST ALSO PAY ATTENTION, AND NOT ENTER THE TRAFFIC LANES.**
- ◆ **Speed limit in all lineup areas is 5 mph.**
- ◆ Watch out for and yield to pedestrians, anytime, anywhere.
- ◆ Pedestrians need to watch out for and be aware of moving vehicles throughout the lineup area, and stay out of the main traffic lanes.
- ◆ Within the lineup areas, all drivers must obey all directions given by the traffic personnel, and follow designated traffic patterns with barricades and orange cones.
- ◆ **ONCE YOUR PARADE VEHICLES ARE IN YOUR ASSIGNED SPOT, STAY IN PLACE! IF YOUR ENTRY INCLUDES VEHICLES SUCH AS ATVs, SMALL TRACTORS, MOTORCYCLES, BICYCLES, ETC., DO NOT DRIVE THESE SMALL VEHICLES THROUGHOUT THE LINEUP AREA! NON-PARADE VEHICLES MUST LEAVE ASAP!**

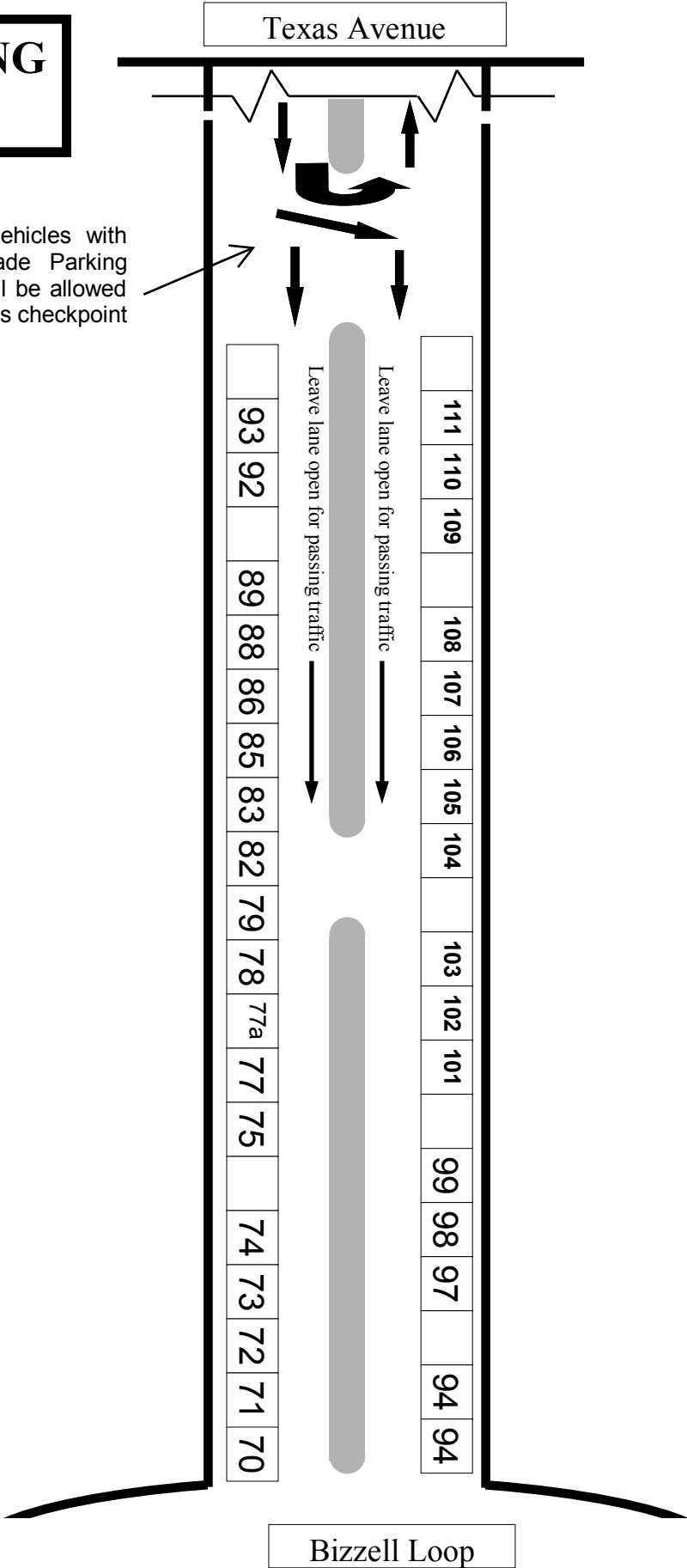
LINEUP PARKING NEW MAIN

- ◆ Refer to the Lineup Parking Map, page 7, to find your parking spot. Each block represents a space 50 ft. long.
- ◆ New Main will be not be closed to regular traffic until about 11:00 AM. *Do not arrive to park your float until after 11:00 AM.*
- ◆ To enter New Main:
 - ◆ Do **NOT** turn directly from Texas Avenue. The curved entrance from south bound and the left turn lane on north bound Texas Avenue will be closed. Cars behind you may not expect you to turn, and may rear end you (especially if towing a trailer).
 - ◆ From Texas Ave. (both N and S bound), turn east on Lincoln (the first street north of New Main/Walton).
 - ◆ Turn right on Foster, then right on Walton.
 - ◆ At Walton and Texas Avenue, there will be a barricade, probably with signage saying something like “Road Closed, No Through Traffic”. This does not apply to you, come on across.
 - ◆ Enter New Main from Walton Street, going straight across Texas Avenue.
 - ◆ *Do not enter the east bound (outgoing from campus) lane of New Main - traffic will still be exiting campus!*
- ◆ At the first median U-turn spot, traffic will become one way, west bound, on both sides of the street.
- ◆ Only those vehicles with a Parade Parking Tag will be allowed past this point. All others will have to make a U-turn and exit.
- ◆ Your lineup parking spot will be marked with a 6x6 inch numbered marker on the grass close to the curb. Park with the front of the vehicle at your numbered marker, without driving past the marker.
- ◆ On either side of the road, park as far to the outside curb as possible (towards the trees). Leave room for other floats and lineup vehicles to pass on the inside (towards the median).
- ◆ Pedestrians must stay on the outside grass (towards the trees) and stay out of the road and/or median.
- ◆ Vehicles exiting to the west at New Main and Bizzell Loop must be extra cautious, especially if on the south side of New Main (since you will be coming out on the wrong side of the road). Be extremely careful and pay attention to and obey directions of the traffic personnel at the intersection.

LINEUP PARKING NEW MAIN

2011

Only vehicles with a Parade Parking Tag will be allowed past this checkpoint



Drop-off Parking Instructions

- ◆ Review and be familiar with all Rules and Regulations (pages 2, 3, and 5), especially the zero-tolerance policy towards dangerous/reckless driving. This will apply to all drop-off drivers, not just float drivers.
- ◆ Refer to the Lineup Map Overview on page 4 for a complete view of the campus area, showing all drop-off and lineup parking areas.
- ◆ ***Drop-off vehicles are not allowed into the lineup parking areas. Drop-off occupants must park in a designated drop-off parking area, and then walk to the entries' parking spot in the lineup area.***
- ◆ Pedestrians need to watch out for and be aware of moving vehicles throughout the lineup area, and stay out of the main traffic lanes.
- ◆ Within all areas, all drivers must obey all directions given by the traffic personnel, and follow all designated traffic patterns with barricades and orange cones.
- ◆ The drop-off parking areas for all entries are in PA50 and PA51. Alternate drop-off parking is available in lots 54, 55 (on either side of the Administration Building) and in lot 5 (west of the Zachary Building along University Drive).
- ◆ If your entry is on New Main, you will have to walk across the grass between Lot 51 and New Main, so wear appropriate shoes.
- ◆ Drop-off parking areas are short term only. If you are planning on leaving your vehicle until returning after the parade, you need to make other arrangements, and not use the drop-off parking area for this purpose. Please leave your vehicle parked here for as short a time as possible, just long enough to walk to the float location and back again.
- ◆ ***The Drop-off parking area in PA50 East will be closed at 1:15 pm. You must move any vehicles in this area before 1:15 pm !!***
- ◆ Please, please, please, please: Carpool! If someone has a vehicle that can hold several people, use it! Bringing 4 people in one car, instead of in 4 cars, will reduce the traffic by 75%!

- 1 Texas A&M Ross Volunteer Company
- 2 Fightin' Texas Aggie Band
- 3 Grand Marshall
- 4 Parsons Mounted Cavalry
- 5 Harmony Science Academy
- 6 Texas Touring T's Model T Club
- 7 Jack & Jill Preschool
- 8 St. Joseph Regional EMS
- 9 Waldenbrooke Estates
- 10 Pride Community Center
- 11 Coufal-Prater Equipment (Antique)
- 12 Girl Scouts of B/CS
- 13 Coldwell Banker United Realtors
- 14 Blinn College Dental Hygiene
- 15 Royal Touch Lowrider Car Club
- 16 The Physician's Centre Hospital
- 17 HEB
- 18 Texas Ladies Aside
- 19 International Business Association
- 20 Jane Long Middle School
- 21 Brazos Valley Campaign for Liberty
- 22 Brazos Valley Adventist School
- 23 Don and Carol Ling
- 24 Junior League of Bryan-College Station
- 25 Sam Houston Elementary
- 26 Coufal-Prater Equipment
- 27 Spanish Citizen Police Academy Alumni Association
- 28 Carver Early Childhood School- Bryan ISD
- 29 Camp David Fire Department
- 30 Flying Penguins Ice Company
- 31 Christian Warriors Pathfinder Club
- 32 Polaris Fun Center
- 33 Allen Academy
- 34 Cub Scouts Pack 976
- 35 Sam Houston Sanders Corps Center Guard
- 36 Tupperware Team Faith
- 37 Brazos Christian School
- 38 Old School Car Club
- 39 TDT Trucking
- 40 Brazos Moving and Storage
- 41 Brazos Valley Model A Ford Club
- 42 Bryan High School Viking Band
- 43 Bryan High School Shy-Annes
- 43A Bryan High Cheerleaders
- 44 Bryan High School Student Council
- 45 Davila Darlings & Cheerleaders
- 46 Brazos Valley Street Beasts
- 47 Pete Odom
- 48 College Hills Baptist Church
- 49 Elect John Raney
- 50 Brazos Animal Shelter
- 51 Sam Rayburn Middle School Cheerleaders
- 52 Brazos County Faith Riders
- 53 Powersports Gymnastics
- 54 Sanctuary of Praise Church
- 55 Cub Scouts Pack 327
- 56 Victory United Pentecostal Church
- 57 Brazos County Firefighters Association
- 58 Cub Scout Pack 977
- 59 Fiestas Patrias Mexicanas of B/CS
- 60 Aldersgate UMC Children's Ministry
- 61 Mitchell Elementary
- 62 Brazos Valley Off Road Ranch
- 63 La Compania Car Club
- 64 A&M Consolidated High School Band
- 65 A&M Consolidated Bengal Belles
- 66 A&M Consolidated Cheerleaders
- 67 Long Way Home Animal Sanctuary
- 68 Rising Star Learning Center
- 69 Bryan Parks & Recreation
- 70 St. Joseph Catholic Church Cub Scout Pack # 383
- 71 Davila Kickstart Demo Team
- 72 Douglass Nissan
- 73 The Brazos Valley Atheists
- 74 Sul Ross Camp #1457, Sons of Confederate Veterans
- 75 Brazos Valley Waste Management Agency, Inc.
- 76 Magical Muzzles and Manes
- 77 BValley US Bowling Congress Youth League Bowlers
- 77A Cinderella Scholarship Program
- 78 St. Teresa Catholic Youth Ministry
- 79 Cub Scout Pack 62
- 80 College Station Fire Department
- 81 Christian Motorcycle Association- Jericho Riders
- 82 MaidPro
- 83 Aggieland Credit Union
- 84 Texas A&M WaterSki Club
- 85 Brazos School for Inquiry & Creativity
- 86 Chrome: A Salon Experience
- 87 Unconditional Car Club
- 88 Shipwreck Grill
- 89 Brazos Valley Bombers
- 90 Rudder High School Band
- 91 Rudder Ranger Cheerleaders
- 92 MSC Forsyth Center Galleries
- 93 St. Joseph Royalettes
- 94 Tony Romas
- 95 Bryan Fire Department
- 96 City of College Station Parks & Recreation
- 97 Engage Calvary
- 98 Chinar Grotto
- 99 Bryan Elks Lodge #859
- 100 Slow Rollin Riders
- 101 Boy Scouts of America Troop 159
- 102 American Legion Earl Graham Post 159
- 103 The Salvation Army
- 104 Genti Gandy's Dance Factory
- 105 Mexican American Seniors
- 106 Brazos County 9-1-1 District
- 107 Brazos Valley Derby Girls
- 108 Brazos County Sheriff's Office/ Alumni Association.
- 109 Northview Baptist Church
- 110 Texas A&M Child & Adolescent Health Research Lab
- 111 Sonic
- 112 SANTA